

DATA SHEET

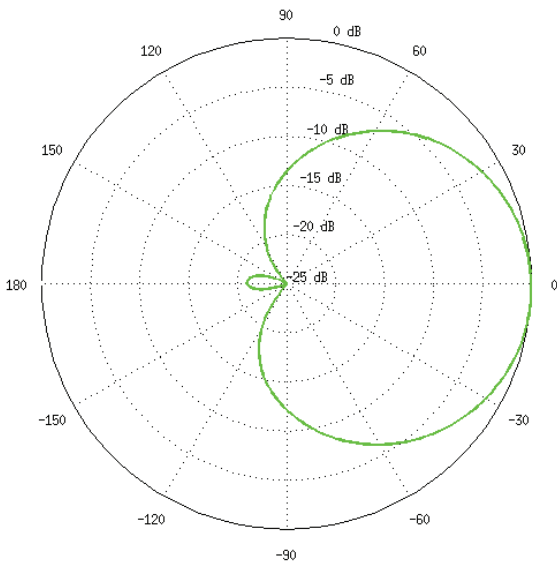
WLAN ACCESS POINT

SPECIFICATIONS

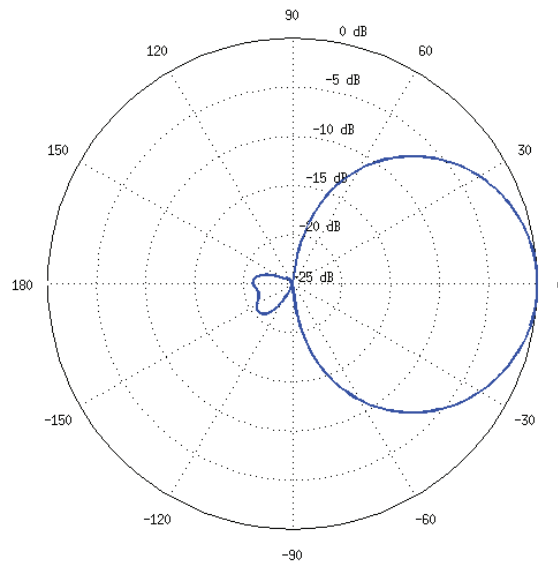
WLAN Access Point 2.4 GHz	
Dimensions	161 x 31 x 80 mm (6.31 x 1.22 x 3.15")
Weight	180 g (6.35 oz)
Power Supply (PoE)	24V, 0.5A
Max. Power Consumption	5.5W
Power Method	Passive PoE (Pairs 4, 5+; 7, 8 Return)
Operating Frequency	2412-2462 MHz
Gain	8.5 dBi
Networking Interface	(1) 10/100 Ethernet Port
Processor Specs	Atheros MIPS 24Kc, 400 MHz
Memory	32 MB SDRAM, 8 MB Flash
Frequency	2.4 GHz
Cross-pol Isolation	20 dB Minimum
Max. VSWR	1.4:1
Beamwidth	60° (H-pol) / 60° (V-pol) / 60° (Elevation)
Polarization	Dual Linear
Enclosure	Outdoor UV Stabilized Plastic
Mounting	Pole-Mount (Kit Included)
Operating Temperature	-30 to 75° C (-22 to 167° F)
Operating Humidity	5 to 95% Noncondensing
Wireless Approvals	FCC Part 15.247, IC RS210, CE
RoHS Compliance	Yes
Shock & Vibration	ETSI300-019-1.4

Output Power: 23 dBm							
2.4 GHz TX Power Specifications				2.4 GHz RX Power Specifications			
Modulation	Data Rate/MCS	Avg. TX	Tolerance	Modulation	Data Rate/MCS	Sensitivity	Tolerance
11b/g	1-24 Mbps	23 dBm	± 2 dB	11b/g	1-24 Mbps	-83 dBm	± 2 dB
	36 Mbps	21 dBm	± 2 dB		36 Mbps	-80 dBm	± 2 dB
	48 Mbps	19 dBm	± 2 dB		48 Mbps	-77 dBm	± 2 dB
	54 Mbps	18 dBm	± 2 dB		54 Mbps	-75 dBm	± 2 dB
airMAX	MCS0	23 dBm	± 2 dB	airMAX	MCS0	-96 dBm	± 2 dB
	MCS1	23 dBm	± 2 dB		MCS1	-95 dBm	± 2 dB
	MCS2	23 dBm	± 2 dB		MCS2	-92 dBm	± 2 dB
	MCS3	23 dBm	± 2 dB		MCS3	-90 dBm	± 2 dB
	MCS4	22 dBm	± 2 dB		MCS4	-86 dBm	± 2 dB
	MCS5	20 dBm	± 2 dB		MCS5	-83 dBm	± 2 dB
	MCS6	18 dBm	± 2 dB		MCS6	-77 dBm	± 2 dB
	MCS7	17 dBm	± 2 dB		MCS7	-74 dBm	± 2 dB
	MCS8	23 dBm	± 2 dB		MCS8	-95 dBm	± 2 dB
	MCS9	23 dBm	± 2 dB		MCS9	-93 dBm	± 2 dB
	MCS10	23 dBm	± 2 dB		MCS10	-90 dBm	± 2 dB
	MCS11	23 dBm	± 2 dB		MCS11	-87 dBm	± 2 dB
	MCS12	22 dBm	± 2 dB		MCS12	-84 dBm	± 2 dB
	MCS13	20 dBm	± 2 dB		MCS13	-79 dBm	± 2 dB
	MCS14	18 dBm	± 2 dB		MCS14	-78 dBm	± 2 dB
MCS15	17 dBm	± 2 dB	MCS15	-75 dBm	± 2 dB		

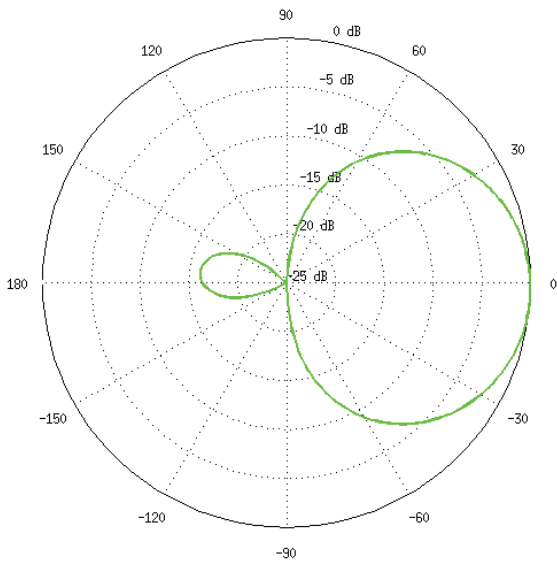
Vertical Azimuth



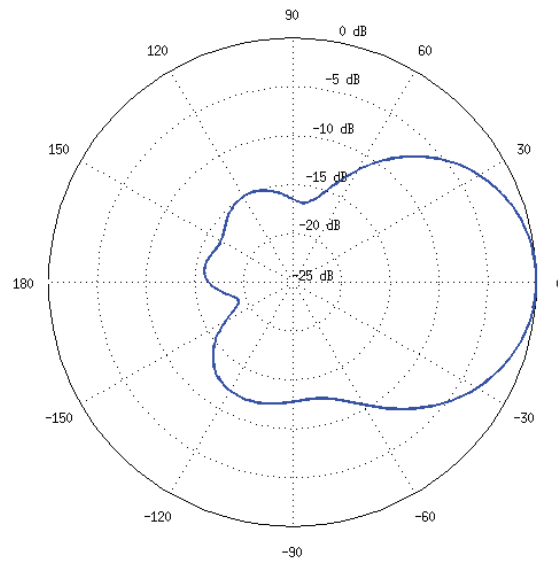
Vertical Elevation



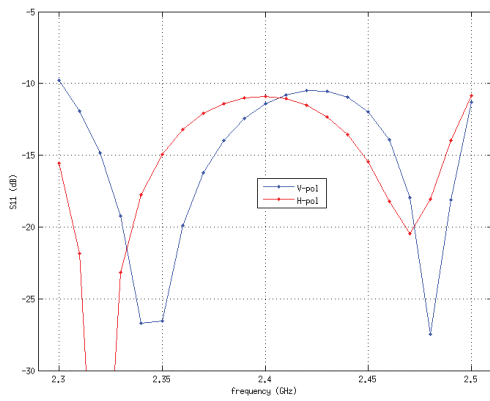
Horizontal Azimuth



Horizontal Elevation



Return Loss

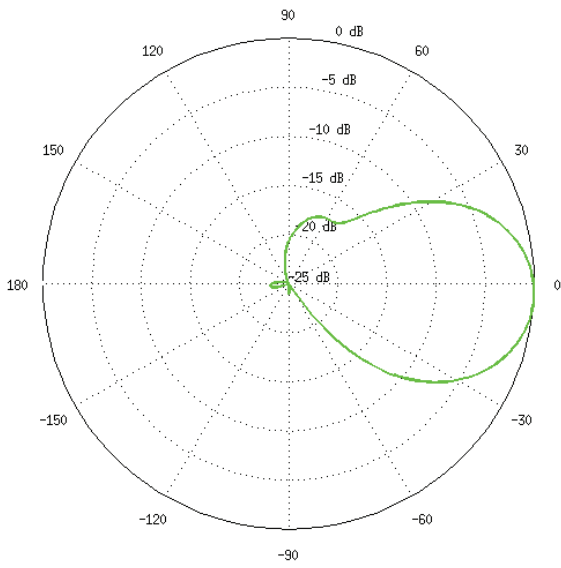


SPECIFICATIONS

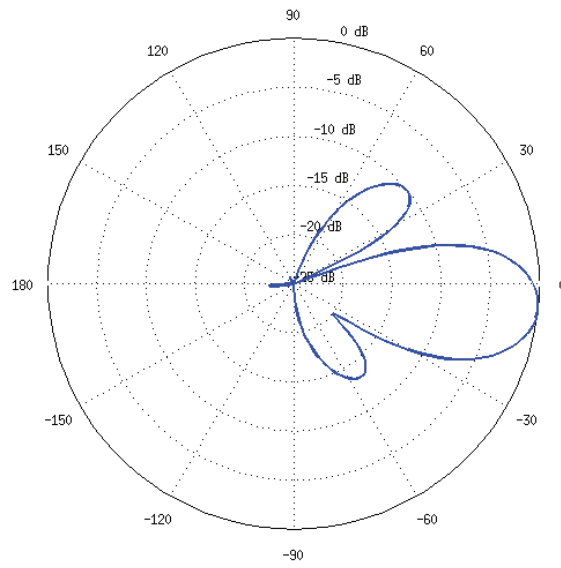
WLAN Access Point 5 GHz			
Dimensions	161 x 31 x 80 mm (6.31 x 1.22 x 3.15")		
Weight	180 g (6.35 oz)		
Power Supply (PoE)	24V, 0.5A		
Max. Power Consumption	5.5W		
Power Method	Passive PoE (Pairs 4, 5+; 7, 8 Return)		
Operating Frequency	Worldwide	USA	USA DFS
	5170-5875 MHz	5725-5850 MHz	5250-5850 MHz
Gain	13 dBi		
Networking Interface	(1) 10/100 Ethernet Port		
Processor Specs	Atheros MIPS 74Kc, 560 MHz		
Memory	64 MB DDR2, 8 MB Flash		
Frequency	5 GHz		
Cross-pol Isolation	20 dB Minimum		
Max. VSWR	1.4:1		
Beamwidth	45° (H-pol) / 45° (V-pol) / 45° (Elevation)		
Polarization	Dual Linear		
Enclosure	Outdoor UV Stabilized Plastic		
Mounting	Pole-Mount (Kit Included)		
Operating Temperature	-30 to 75° C (-22 to 167° F)		
Operating Humidity	5 to 95% Noncondensing		
Wireless Approvals	FCC Part 15.247, IC RS210, CE		
RoHS Compliance	Yes		
Shock & Vibration	ETSI300-019-1.4		

Output Power: 23 dBm							
5 GHz TX Power Specifications				5 GHz RX Power Specifications			
Modulation	Data Rate/MCS	Avg. TX	Tolerance	Modulation	Data Rate/MCS	Sensitivity	Tolerance
11a	6-24 Mbps	23 dBm	± 2 dB	11a	6-24 Mbps	-83 dBm	± 2 dB
	36 Mbps	21 dBm	± 2 dB		36 Mbps	-80 dBm	± 2 dB
	48 Mbps	19 dBm	± 2 dB		48 Mbps	-77 dBm	± 2 dB
	54 Mbps	18 dBm	± 2 dB		54 Mbps	-75 dBm	± 2 dB
11n/airMAX	MCS0	23 dBm	± 2 dB	11n/airMAX	MCS0	-96 dBm	± 2 dB
	MCS1	23 dBm	± 2 dB		MCS1	-95 dBm	± 2 dB
	MCS2	23 dBm	± 2 dB		MCS2	-92 dBm	± 2 dB
	MCS3	23 dBm	± 2 dB		MCS3	-90 dBm	± 2 dB
	MCS4	22 dBm	± 2 dB		MCS4	-86 dBm	± 2 dB
	MCS5	20 dBm	± 2 dB		MCS5	-83 dBm	± 2 dB
	MCS6	18 dBm	± 2 dB		MCS6	-77 dBm	± 2 dB
	MCS7	17 dBm	± 2 dB		MCS7	-74 dBm	± 2 dB
	MCS8	23 dBm	± 2 dB		MCS8	-95 dBm	± 2 dB
	MCS9	23 dBm	± 2 dB		MCS9	-93 dBm	± 2 dB
	MCS10	23 dBm	± 2 dB		MCS10	-90 dBm	± 2 dB
	MCS11	23 dBm	± 2 dB		MCS11	-87 dBm	± 2 dB
	MCS12	22 dBm	± 2 dB		MCS12	-84 dBm	± 2 dB
	MCS13	20 dBm	± 2 dB		MCS13	-79 dBm	± 2 dB
	MCS14	18 dBm	± 2 dB		MCS14	-78 dBm	± 2 dB
MCS15	17 dBm	± 2 dB	MCS15	-75 dBm	± 2 dB		

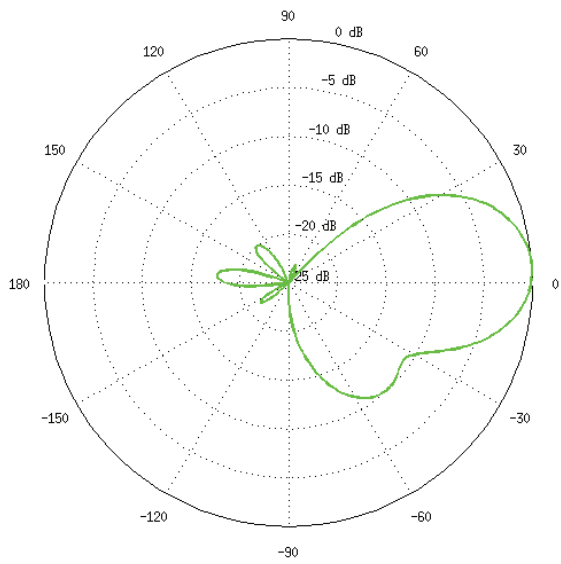
Vertical Azimuth



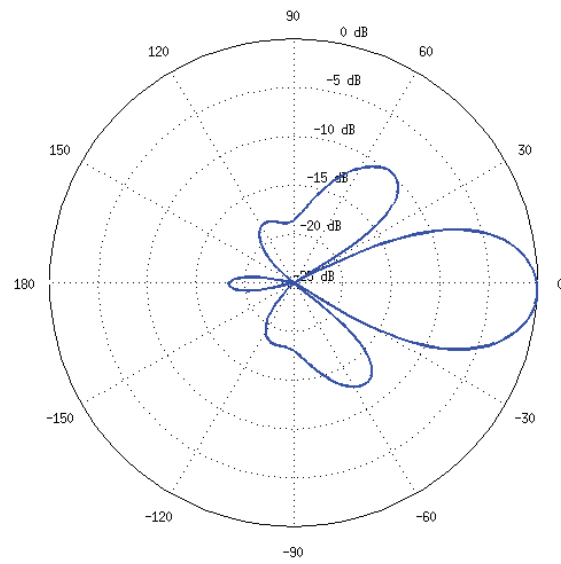
Vertical Elevation



Horizontal Azimuth



Horizontal Elevation



Return Loss

